

DC BOND FUND (DCBF)

The investment objective of DCBF is to generate returns by actively investing in Vietnamese fixed income markets (including government bonds, government guaranteed bonds, municipal bonds, corporate bonds), and money market instruments.

FUND INFORMATION

INCEPTION	10/06/2013
TOTAL NAV	VND 1,424.0bn
NAV PER SHARE	VND 26,403.9
CUSTODIAN BANK	Standard Chartered Vietnam
AUDITOR	PwC Vietnam
DISTRIBUTOR	List updated at www.dragoncapital.com.vn
MGMT FEE	1.2%/NAV/year
12-month Expense Ratio	1.38%
TRADING FREQUENCY	Every Friday (T Day)
MINIMUM SUB AMOUNT	100,000 VND
SUBSCRIPTION FEE	FREE
REDEMPTION FEE	1.0% < 179 days 0.5% < 180-364 days 0% > 365 days

FUND COMMENTARY

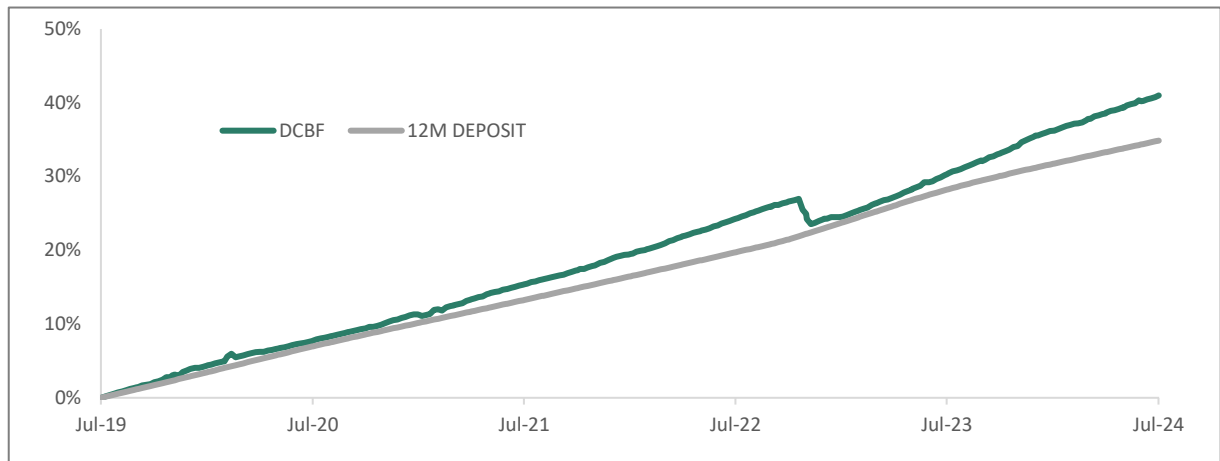
As at 31 Jul 2024, the net asset value of DCBF Fund units (NAV/unit) was VND 26,403.9, an increase of 0.56% compared to end of Jun 2024 and 4.00% YTD. For the month, DCBF outperformed the average 12-month deposit rates of the four biggest banks, which rose by 0.40% and 2.79% over the same period. In Jul 2024, DCBF issued 3.50m new fund certificates (units) with a value of VND 92.2 bn and bought back 0.78m units with a value of VND 20.6bn, resulting in a net subscription value of VND 71.6 bn. The total net asset value and total assets of the Fund as at 31 Jul 2024 was VND 1,424.0bn and VND 1,447.4bn, respectively.

In Jul 2024, DCBF executed some transactions related to listed corporate bonds (CB) and certificate of deposits (CD). As at 31 Jul 2024, CBs made up the largest portion of the DCBF portfolio (51.7% compared to 44.5% as at end of Jun 2024); of which 19% for tenors less than 1 year, followed by cash and bank deposits combined 28.7% compared to 32.9% as at end of Jun 2024, and CDs (19.6% compared to 22.6% as at end of Jun 2024). The average remaining maturity of the portfolio is about 0.9 year and the average remaining maturity of the corporate bonds was 1.3 years.

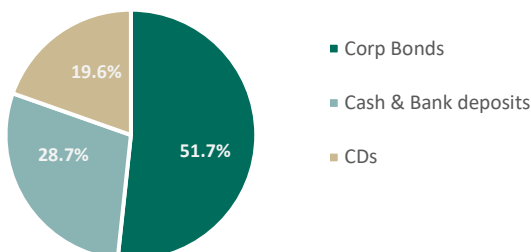
FUND PERFORMANCE

	NAV/CCQ & Index	1 month	3 months	YTD	YoY	Since Inception 10/06/2013
DCBF (*)	26,403.9	0.56	1.75	4.00	8.19	164.04
12M DEPOSIT	-	0.40	1.18	2.79	5.19	104.42

(*) DCBF's numbers are in VND and net of fees. 12M deposit are in gross with no fees. 12M deposit based on the average rate of 4 SOCB.



ASSET ALLOCATION (%Total Asset)



TOP 5 HOLDINGS (%Total Asset)

	Avg Yield (%)	% Total Asset
CIH21029	6.69	9.81
Home Credit VN CD	6.77	7.03
TCX124013	7.83	5.36
VND122014	7.20	4.67
KDH12101	11.70	4.45

DC BOND FUND (DCBF)

PERFORMANCE


YEARLY (%)	2024(ytd)	2023	2022	2021	2020	2019
DCBF	4.00	9.10	4.46	7.34	6.69	9.15

ROLLING (%)	1Y	3Y	5Y	10Y
DCBF	8.19	22.17	40.99	139.98

TRANSACTION

TRADING DAY (T Day)	Fri (working days)
ORDER AND CASH TRANSFER CUT OFF TIME	14:30 on T-1 day
TRADING CONFIRMATION	T + 3 day
PAYMENT PERIOD	T + 5 day

INVESTOR SUPPORT



DISCLAIMER

This document is issued by Dragon Capital VietFund Management (DCVFM). The information herein is deemed reliable sources by DCVFM, based on published sources and DCVFM isn't responsible for the accuracy of the information herein, except the information, data of Funds managed by DCVFM and provided in this document. This document reflects the views and assessments of the author at the time of issue, for references only and may change without notice. This document is neither a prospectus nor an offer or any commitment of DCVFM or Funds managed by DCVFM. DCVFM hasn't obligation to update, revise this document in any form in the case of opinions, forecasts and estimations in this document changes or becomes inaccurate