

DC INCOME PLUS BOND FUND (DCIP)

The investment objective of Dragon Capital Income Plus (DCIP) is to generate short-term returns by actively investing in Vietnamese fixed income markets (including government bonds, government guaranteed bonds, municipal bonds, corporate bonds) and money market instruments. The fund transferred from the old license and started from 24 May 2021.

FUND INFORMATION

INCEPTION	24/05/2021
TOTAL NAV	VND 1668.70 bn
NAV PER SHARE	VND 10,963.41
CUSTODIAN BANK	Standard Chartered Vietnam
AUDITOR	PwC Vietnam
DISTRIBUTOR	List updated at www.dragoncapital.com.vn
MGMT FEE	1.2%/NAV/year
12-month Expense Ratio	1.38%
TRADING FREQUENCY	Everyday (T Day)
MINIMUM SUB AMOUNT	10.000 VND
SUBSCRIPTION FEE	FREE
REDEMPTION FEE	FREE

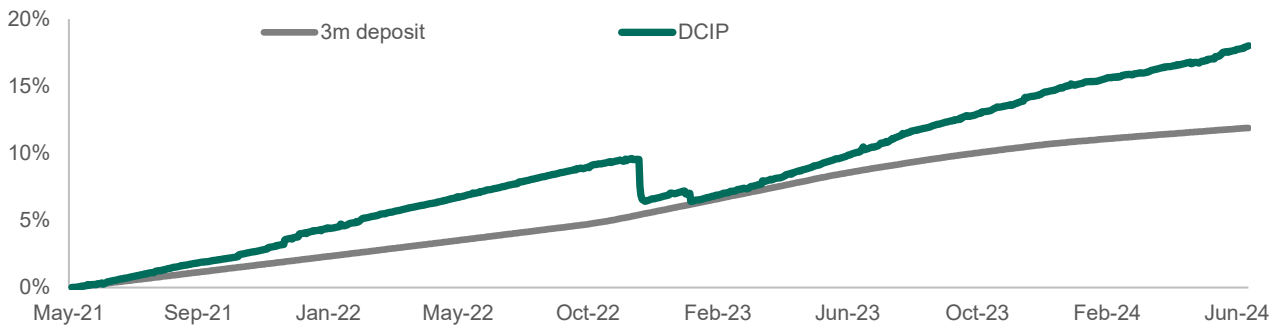
FUND COMMENTARY

As of 30 June 2024, the net asset value of DCIP Fund units (NAV/Unit) was VND 10,963.41, increased by 0.69% compared to end of May 2024 and 2.75% Ytd. For June, the fund had delivered the highest return so far this year and outperformed its internal reference index (the average 3-months deposit rates of the 4 biggest banks, at competitive level of 1.65%pa.) which increased 0.16%.

The moderated increase in this month due to the reinvestment with a higher interest rates, and with a low level of interest rate and short duration, the fund has advantage of catching up when interest rate is rising. The fund has outperformed its benchmark 3-month deposit rate and expects to maintain at stable level of return in coming months with current portfolio.

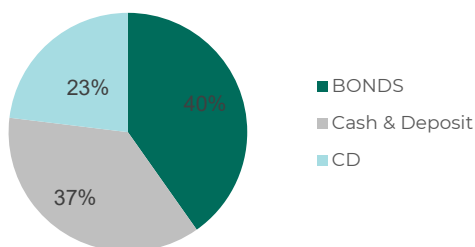
FUND PERFORMANCE	NAV/Unit	1 month	3 months	YTD	12 months	Since Inception 24/05/2021
DCIP	10,963.41	0,69	1,53	2,75	6,93	18,02
3month deposit (VND)	N/A	0,16	0,49	0,99	2,74	11,91

(* DCIP's numbers are in VND and net of fees. The 3 months deposit based on the average rate of 4 SOCB and in gross.



ASSET ALLOCATION

TOP 5 HOLDINGS (%NAV)



	Average Yield (%)	% NAV
FE Credit	6.35	9.15
CII121029	7.22	8.93
KDH	12.07	7.96
HDSaison	6.5	7.30
MML	8.6	7.22

DC INCOME PLUS BOND FUND (DCIP)


PERFORMANCE

REFERENCE	3months retailed deposit from 4 SOCB			
YEARLY (%)	2024(YTD)	2023	2022	2021 (from 24/05/2021)
DCIP	2,75	7,24	2,97	4,02
ROLLING (%)	1Y			
DCIP	6.93			

TRANSACTION

TRADING DAY (T Day)	Daily
ORDER AND CASH TRANSFER CUT OFF TIME	11:30 am on T-1 day
TRADING CONFIRMATION	T day
PAYMENT PERIOD	T day

INVESTOR SUPPORT



DISCLAIMER

This document is issued by Dragon Capital VietFund Management (DCVFM). The information herein is deemed reliable sources by DCVFM, based on published sources and DCVFM isn't responsible for the accuracy of the information herein, except the information, data of Funds managed by DCVFM and provided in this document. This document reflects the views and assessments of the author at the time of issue, for references only and may change without notice. This document is neither a prospectus nor an offer or any commitment of DCVFM or Funds managed by DCVFM. DCVFM hasn't obligation to update, revise this document in any form in the case of opinions, forecasts and estimations in this document changes or becomes inaccurate