

DC BOND FUND (DCBF)

The investment objective of DCBF is to generate returns by actively investing in Vietnamese fixed income markets (including government bonds, government guaranteed bonds, municipal bonds, corporate bonds), and money market instruments.

FUND INFORMATION

<b>INCEPTION</b>	10/06/2013
<b>TOTAL NAV</b>	VND 1,238.5bn
<b>NAV PER SHARE</b>	VND 26,094.3
<b>CUSTODIAN BANK</b>	Standard Chartered Vietnam
<b>AUDITOR</b>	PwC Vietnam
<b>DISTRIBUTOR</b>	List updated at <a href="http://www.dragoncapital.com.vn">www.dragoncapital.com.vn</a>
<b>MGMT FEE</b>	1.2%/NAV/year
<b>12-month Expense Ratio</b>	1.38%
<b>TRADING FREQUENCY</b>	Every Friday (T Day)
<b>MINIMUM SUB AMOUNT</b>	100,000 VND
<b>SUBSCRIPTION FEE</b>	FREE
<b>REDEMPTION FEE</b>	1.0% < 179 days 0.5% < 180-364 days 0% > 365 days

FUND COMMENTARY

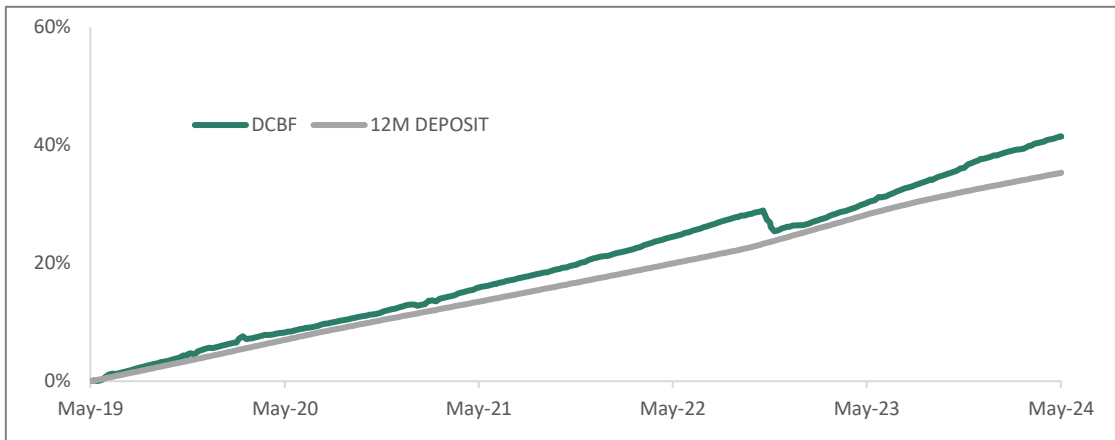
As at 31 May 2024, the net asset value of DCBF Fund units (NAV/unit) was VND 26,094.3, an increase of 0.56% compared to end of Apr 2024 and 2.78% YTD. For the month, DCBF outperformed the average 12-month deposit rates of the four biggest banks, which rose by 0.4% and 1.99% over the same period. In May 2024, DCBF issued 7.53m new fund certificates (units) with a value of VND 196.1 bn and bought back 2.6m units with a value of VND 66.5bn, resulting in a net subscription value of VND 129.7 bn. The total net asset value and total assets of the Fund as at 31 May 2024 was VND 1,238.5bn and VND 1,250.2bn, respectively.

In May 2024, DCBF executed some transactions related to corporated bonds (CB). As at 31 May 2024, CBs made up the largest portion of the DCBF portfolio (43.5% compared to 49.4% as at end of Apr 2024); of which 13% for tenors less than 1 year, followed by cash and bank deposits combined (36.5% compared to 28.3% as at end of Apr 2024), and CDs (20.0% compared to 22.3% as at end of Apr 2024). The average remaining maturity of the portfolio is about 0.9 year and the average remaining maturity of the corporate bonds was 1.4 years.

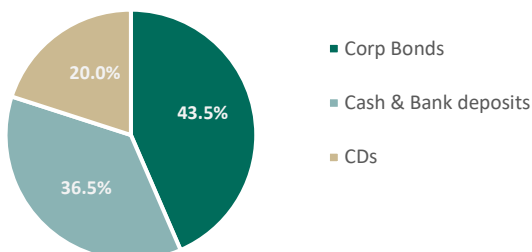
FUND PERFORMANCE

	NAV/CCQ & Index	1 month	3 months	YTD	YoY	Since Inception 10/06/2013
<b>DCBF (*)</b>	26,094.3	0.56	1.71	2.78	8.68	160.94
<b>12M DEPOSIT</b>	-	0.40	1.19	1.99	5.53	102.83

(\*) DCBF's numbers are in VND and net of fees. 12M deposit are in gross with no fees. 12M deposit based on the average rate of 4 SOCB.



ASSET ALLOCATION (%Total Asset)



TOP 5 HOLDINGS (%Total Asset)

	Avg Yield (%)	% Total Asset
CIH21029	9.03	10.18
Home Credit VN CD	6.80	8.15
HDSaison CD	6.41	5.74
KDH12101	11.31	4.92
FE Credit CD	4.80	4.10

DC BOND FUND (DCBF)

PERFORMANCE


YEARLY (%)	2024(ytd)	2023	2022	2021	2020	2019
DCBF	2.78	9.10	4.46	7.34	6.69	9.15

ROLLING (%)	1Y	3Y	5Y	10Y
DCBF	8.68	22.10	41.49	142.37

TRANSACTION

TRADING DAY (T Day)	Fri (working days)
ORDER AND CASH TRANSFER CUT OFF TIME	14:30 on T-1 day
TRADING CONFIRMATION	T + 3 day
PAYMENT PERIOD	T + 5 day

INVESTOR SUPPORT



DISCLAIMER

This document is issued by Dragon Capital VietFund Management (DCVFM). The information herein is deemed reliable sources by DCVFM, based on published sources and DCVFM isn't responsible for the accuracy of the information herein, except the information, data of Funds managed by DCVFM and provided in this document. This document reflects the views and assessments of the author at the time of issue, for references only and may change without notice. This document is neither a prospectus nor an offer or any commitment of DCVFM or Funds managed by DCVFM. DCVFM hasn't obligation to update, revise this document in any form in the case of opinions, forecasts and estimations in this document changes or becomes inaccurate