

DC BOND FUND (DCBF)

The investment objective of DCBF is to generate returns by actively investing in Vietnamese fixed income markets (including government bonds, government guaranteed bonds, municipal bonds, corporate bonds), and money market instruments.

FUND INFORMATION

INCEPTION	10/06/2013
TOTAL NAV	VND 821.1 bn
NAV PER SHARE	VND 23,439.4
CUSTODIAN BANK	Standard Chartered Vietnam
AUDITOR	PwC Vietnam
DISTRIBUTOR	List updated at www.dragoncapital.com.vn
MGMT FEE	1.2%/NAV/year
12-month Expense Ratio	1.45%
TRADING FREQUENCY	Every Friday (T Day)
MINIMUM SUB AMOUNT	100,000 VND
SUBSCRIPTION FEE	FREE
REDEMPTION FEE	2.0% < 365 days 0.5% < 730 days 0% >731 days

FUND COMMENTARY

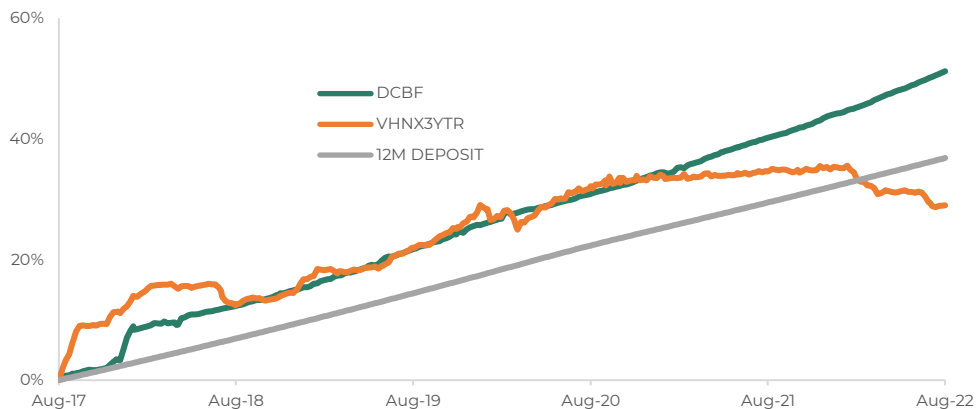
As at 31 Aug 2022, the net asset value of DCBF Fund units (NAV/unit) was VND 23,439.36, an increase of 0.71% vs end-Jul 2022, and 5.21% ytd. For both the month and ytd, DCBF has outperformed its internal reference index (the 3-year Total Income Government Bond Index of the Hanoi Stock Exchange), which declined by 0.31% and -4.68% during the same periods, respectively. In addition, DCBF also outperformed the average 12-month deposit rates of the four biggest banks, which increased 0.47% and 3.75% for Aug and ytd, respectively. In Aug 2022, DCBF issued 0.48m new fund certificates (units) with a value of VND 11.27bn and bought back 0.60m units with a value of VND 14.05bn, resulting in a net redemption value of VND 2.78bn. Ytd, the Fund has bought back a net of 2.14m units with a net redemption value of VND 49.87bn. The total net asset value and total assets of the Fund as at 31 Aug 2022 was VND 821.08bn and VND 828.21bn, respectively.

As at 31 Aug 2022, corporate bonds (CB) made up the biggest portion of the DCBF portfolio (82.5% vs 77.8%, at end-Jul 2022), followed by certificates of deposit (CD) (10.5%, unchanged vs at end-Jul 2022) and cash and bank deposits (together 7.0% vs 11.7% at end-Jul 2022). In Aug 2022, DCBF executed some buy and sell transactions related to listed CBs, thereby increasing exposure to listed CBs. It also sold one unlisted CB and switch to another unlisted CB.

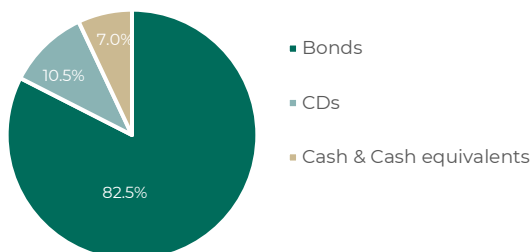
FUND PERFORMANCE

	NAV/CCQ & Index	1 month	3 months	YTD	12 months	Since Inception 10/06/2013
DCBF (*)	23,439.4	0.71	2.08	5.21	7.88	134.39
HNX 3Y Bond TR	199.2	-0.31	-1.78	-4.68	-4.16	NA
12M DEPOSIT	N/A	0.47	1.40	3.75	5.69	82.33

(*) DCBF's numbers are in VND and net of fees. HNX3YR and 12M deposit are in gross with no fees. 12M deposit based on the average rate of 4 SOCB.



ASSET ALLOCATION (%Total Asset)



TOP 5 HOLDINGS (%Total Asset)

	Avg Yield (%)	% Total Asset
KBC121020	9.19	19.59
CII121029	9.49	18.97
MSN120011	9.19	6.03
MML121021	9.61	5.67
Home Credit CD	6.47	5.55

DC BOND FUND (DCBF)

PERFORMANCE

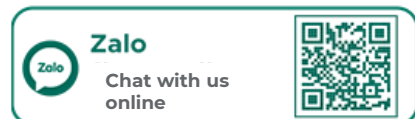
YEARLY (%)	YTD	2021	2020	2019	2018	2017
DCBF	5.21	7.34	6.69	9.15	11.25	15.94

ROLLING (%)	1Y	3Y	5Y	9Y
DCBF	7.88	24.20	51.22	135.58

TRANSACTION

TRADING DAY (T Day)	Fri (working days)
ORDER AND CASH TRANSFER CUT OFF TIME	14:30 on T-1 day
TRADING CONFIRMATION	T + 3 day
PAYMENT PERIOD	T + 5 day

INVESTOR SUPPORT



DISCLAIMER

This document is issued by Dragon Capital VietFund Management (DCVFM). The information herein is deemed reliable sources by DCVFM, based on published sources and DCVFM isn't responsible for the accuracy of the information herein, except the information, data of Funds managed by DCVFM and provided in this document. This document reflects the views and assessments of the author at the time of issue, for references only and may change without notice. This document is neither a prospectus nor an offer or any commitment of DCVFM or Funds managed by DCVFM. DCVFM hasn't obligation to update, revise this document in any form in the case of opinions, forecasts and estimations in this document changes or becomes inaccurate